


C3630a - JIMBOOMBA TAVERN

C3630a-0004(G).xls

LIGHTING CONTROL SCHEDULE

REVISION G - 27 APRIL 2026


MISCELLANEOUS EQUIPMENT					REV
ITEM	DESCRIPTION				A
SP1	AS DETAILED IN THE EQUIPMENT SCHEDULE 6-BUTTON PROGRAMMABLE SWITCH PANEL C/W CENTRAL LCD DISPLAY DYNALITE ANTUMBRA DISPLAY ALUMINIUM				A
SP2	AS DETAILED IN THE EQUIPMENT SCHEDULE 6-BUTTON PROGRAMMABLE SWITCH PANEL C/W CENTRAL LCD DISPLAY DYNALITE ANTUMBRA DISPLAY ALUMINIUM				A
SP3	AS DETAILED IN THE EQUIPMENT SCHEDULE 6-BUTTON PROGRAMMABLE SWITCH PANEL C/W CENTRAL LCD DISPLAY DYNALITE ANTUMBRA DISPLAY ALUMINIUM				A
SP4	AS DETAILED IN THE EQUIPMENT SCHEDULE 6-BUTTON PROGRAMMABLE SWITCH PANEL C/W CENTRAL LCD DISPLAY DYNALITE ANTUMBRA DISPLAY ALUMINIUM				A
PE CELL	PROGRAMMABLE PE CELL DUS 90CS CONFIRM THE LOCATION ON SITE WITH THE ARCHITECT				A
TIME CLOCK	PROGRAMMABLE TIME CLOCK ENVISION GATEWAY PDEG LOCATED IN DB-A				A
CONTROL MODULE 1					A
TYPE:	DYNALITE DDMC802				A
DESCRIPTION	8CH MODULAR CONTROLLER				A
LOCATION	DIN RAIL MOUNTED WITHIN DB-L				A
BUS:	A				A
CHANNEL	CONTROL	DESCRIPTION			A
		LOCATION	CIRCUIT	USE	
1	DGTM202	BISTRO	DB-L -L1	PD01	A
2		SPORTS BAR		PD04	A
3	DGTM202	GAMING		PD02	A
4		GAMING		PD03	A
5	DGTM202	ENTRY		PD05, WL02	B
6		SPORTS BAR		WL01, WL03	B
7	DGTM202	GAMING DOSA		WL11	B
8		GAMING		WL04	C
CONTROL MODULE 2					A
TYPE:	DYNALITE DDRC1220FR-GL				A
DESCRIPTION	12CH 20 A FEEDTHROUGH RELAY CONTROLLER				A
LOCATION	DIN RAIL MOUNTED WITHIN DB-L				A
BUS:	A				A
CHANNEL	CONTROL	DESCRIPTION			A
		LOCATION	CIRCUIT	USE	
9	SWITCHED	GAMING	4CHANNEL CONTACTOR	SIGNAGE	A
10	SWITCHED	SPORTS BAR	DB-L -L13	PD06	C
11	SWITCHED	BISTRO TERRACE	DB-L -L7	L2	G
12	SWITCHED	EXTERNAL	DB-L -L2	WL11	A
13					B
14					B
15					B
16	SWITCHED	EXTERNAL	DB-L -L3	WL12	A
17					B
18	SWITCHED	EXTERNAL	DB-L -L3	BL01	B
19	SWITCHED	GAMING	2CHANNEL CONTACTOR	G1	A
20					A



C3630a - JIMBOOMBA TAVERN
LIGHTING CONTROL SCHEDULE
REVISION G - 27 APRIL 2026

C3630a-0004(G).xls


CONTROL MODULE 3					A
TYPE:		DYNALITE DDBC1200			A
DESCRIPTION		12CH BOARD CAST DALI CONTROLLER			A
LOCATION		DIN RAIL MOUNTED WITHIN DB-L			A
BUS:		A			A
CHANNEL	CONTROL	DESCRIPTION			A
		LOCATION	CIRCUITS	USE	A
21	DALI DIM	EXTERNAL	DB-L- L5	FS01	A
22	DALI DIM	EXTERNAL	DB-L- L4	FS01	A
23	DALI DIM	EXTERNAL	DB-L- L6	L1	A
24	DALI DIM	EXTERNAL	DB-L- L6	RD03	A
25	DALI DIM		DB-L- L7	S1	A
26	DALI DIM	KIDS	DB-L- L7	L1	A
27					G
28	DALI DIM	EXTERNAL	DB-L- L7	S2	A
29	DALI DIM	GAMING	DB-L- L8	S14	E
30	DALI DIM	EXTERNAL	DB-L- L3	GL01	B
31	DALI DIM	EXTERNAL	DB-L- L3	S10	B
32	DALI DIM	EXTERNAL	DB-L- L2	FS01	B
CONTROL MODULE 4					A
TYPE:		DYNALITE DDBC1200			A
DESCRIPTION		12CH BOARD CAST DALI CONTROLLER			A
LOCATION		DIN RAIL MOUNTED WITHIN DB-L			A
BUS:		A			A
CHANNEL	CONTROL	DESCRIPTION			A
		LOCATION	CIRCUITS	USE	A
33	DALI DIM	GAMING	DB-L- L8	S2	A
34	DALI DIM	GAMING	DB-L- L8	RD03	A
35	DALI DIM	GAMING	DB-L- L8	RD02	A
36	DALI DIM	GAMING	DB-L- L8	RD02	A
37	DALI DIM	ENTRY	DB-L- L9	RD02	A
38	DALI DIM	BISTRO	DB-L- L9	RD02	A
39	DALI DIM	BISTRO	DB-L- L10	WL05	E
40	DALI DIM	BISTRO	DB-L- L10	S6	A
41	DALI DIM	BISTRO	DB-L- L10	S2	A
42	DALI DIM	BISTRO	DB-L- L10	S5	A
43	DALI DIM	GAMING	DB-L- L8	S4	A
44	DALI DIM	GAMING	DB-CJB	S12 & S13	E



C3630a - JIMBOOMBA TAVERN
LIGHTING CONTROL SCHEDULE
REVISION G - 27 APRIL 2026

C3630a-0004(G).xls

CONTROL MODULE 5					A
TYPE:		DYNALITE DDBC1200			A
DESCRIPTION		12CH BOARD CAST DALI CONTROLLER			A
LOCATION		DIN RAIL MOUNTED WITHIN DB-L			A
BUS:		A			A
CHANNEL	CONTROL	DESCRIPTION			A
		LOCATION	CIRCUITS	USE	A
45	DALI DIM	BISTRO	DB-L- L11	S4	A
46	DALI DIM	BISTRO	DB-L- L11	RD02	A
47	DALI DIM	BISTRO	DB-L- L11	RD02	A
48	DALI DIM	FUNCTION	DB-L- L12	RD02	A
49	DALI DIM	SPORTS BAR	DB-L- L12	RD02	A
50	DALI DIM	SPORTS BAR	DB-L- L12	RD01	A
51	DALI DIM	SPORTS BAR	DB-L- L12	S4	A
52	DALI DIM	SPORTS BAR	DB-L- L12	S2	A
53	DALI DIM	SPORTS BAR	DB-L- L12	S5	A
54	DALI DIM	SPORTS BAR	DB-L- L12	S6	A
55	DALI DIM	BISTRO	DB-L- L11	S7	A
56	DALI DIM	SPORTS BAR	DB-L- L12	S8	B
CONTROL MODULE 6					A
TYPE:		DYNALITE DDBC1200			A
DESCRIPTION		12CH BOARD CAST DALI CONTROLLER			A
LOCATION		DIN RAIL MOUNTED WITHIN DB-L			A
BUS:		A			A
CHANNEL	CONTROL	DESCRIPTION			A
		LOCATION	CIRCUIT	USE	A
57	DALI DIM	SPORTS BAR	DB-L- L13	TL01	A
58	DALI DIM	GAMING	DB-L- L8	S5	F
59	DALI DIM	SPORTS BAR	DB-L- L13	RD03	A
60	DALI DIM	SPORTS BAR	DB-L- L13	S2	A
61	DALI DIM	SPORTS BAR	DB-L- L13	S9	B
62	DALI DIM	SPORTS BAR	DB-L- L13	RD06	G
63	DALI DIM	GAMING ENTRY	DB-L- L2	WL10	B
64	DALI DIM	EXTERNAL	DB-L- L2	WL10	B
65	DALI DIM	EXTERNAL	DB-L- L3	WL10	B
66					A
67					A
68					A



C3630a - JIMBOOMBA TAVERN
LIGHTING CONTROL SCHEDULE
REVISION G - 27 APRIL 2026

C3630a-0004(G).xls

CONTROL MODULE 7					B
TYPE:		DYNALITE DDRC1220FR-GL			B
DESCRIPTION		12CH 20 A FEEDTHROUGH RELAY CONTROLLER			B
LOCATION		DIN RAIL MOUNTED WITHIN DB-L			B
BUS:		A			B
CHANNEL	CONTROL	DESCRIPTION			B
		LOCATION	CIRCUIT	USE	B
69	SWITCHED	EXTERNAL	DB-L -L14	SIGNAGE	B
70	SWITCHED	EXTERNAL	DB-L -L14	SIGNAGE	B
71	SWITCHED	EXTERNAL	DB-L -L14	SIGNAGE	B
72	SWITCHED	EXTERNAL	DB-L -L14	SIGNAGE	B
73	SWITCHED	EXTERNAL	DB-L -L15	SIGNAGE	B
74	SWITCHED	EXTERNAL	DB-L -L15	SIGNAGE	B
75	SWITCHED	GAMING	DB-L -L17	SIGNAGE	F
76	SWITCHED	EXTERNAL	DB-L -L3	WL10	G
77	SWITCHED	EXTERNAL	DB-L -L2	WL10	G
78	SWITCHED	EXTERNAL	DB-L -L3	WL10	G
79					B
20					B